

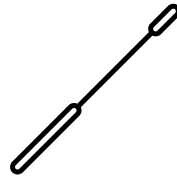
Self-administered antigen tests for school pupils

Insert just 2 cm into your nose and rotate.
Brief and painless. Result in 15 minutes.

What do you need?



Test card



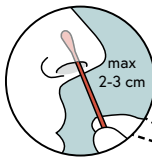
Stick with swab



Solution

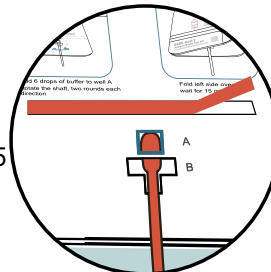


How does it work?



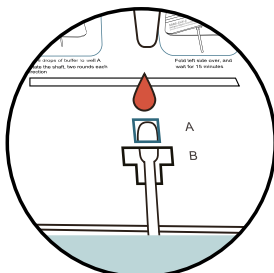
Step 1:

- Insert swab JUST 2 cm into your nostril
- Rotate swab in a circle 5 times
- Change nostril and rotate swab again



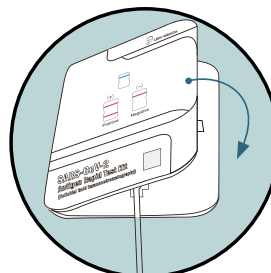
Step 2:

- Peel off the protective adhesive strip and insert sample into the opening



Step 3:

- Add 6 drops of solution to the well and rotate swab twice in each direction



Step 4:

- Stick the left and right sides together
- Test result appears in 15 minutes



Step 5:

- Test result positive:
at home: call 1450
in school: school office will inform 1450 or the local health authority
- Test negative:
stay healthy and continue to attend school